




# Hydraulic Hoses







# Hydraulic Hoses

GSIHFX190

Hydraulic Hoses Catalogue

---

© Intertraco (Italia) S.p.A

---

The data reported in this catalogue are not binding. Intertraco (Italia) S.p.A. reserves the right to change specifications without notice.

# WARNING



Intertraco products are part of an engineered system which must be assembled and used in accordance with Intertraco instructions and limitations.



Intertraco hoses must be used in accordance with the international standards SAE, ISO, EN, DIN, BS, UNI. Any other use is strictly prohibited.

Intertraco Hose Assemblies, covered by DNV, Lloyd and ABS certifications, must be used in accordance with these standards. Any other use is strictly prohibited.



Failure to follow Intertraco instructions and limitations could lead to premature hose or hose assemblies failures resulting in property damage, serious injury or death.



Intertraco's limited warranty shall apply only if the customer uses hose and couplings specifically engineered and produced to Intertraco process specifications.



Intertraco disclaims any responsibility or liability for any hose assemblies not produced from genuine Intertraco hose and couplings, in conformance with Intertraco process specifications for each specific hose assembly.



Intertraco does not identify all the end users of its products so that cannot distribute to these end users the product safety and use information.

Therefore, we must rely on the sellers and distributors of Intertraco products to provide a copy of this warning and precautions to all the end users.



It is not allowed to select or use hose and couplings without reading this warning, the precautions on the pages 33-34 and the specific instructions contained into hose data sheets.



When selecting a compatible fitting series please always make reference to the Intertraco hose and fittings compatibility chart and assembling instructions.



For fittings details please make reference to Intertraco fittings catalogues.



Please refer to our crimping chart for more detailed application data.

# Index

HOSE TYPE	HOSE STANDARD	DESCRIPTION	PAGE
<b>FlexIT 1T</b>	EN 853 1SN - SAE 100 R1AT	One wire braid hose	6
<b>FlexIT 2T</b>	EN 853 2SN - SAE 100 R2AT	Two wire braid hose	7
<b>FlexIT HT1</b>	EN 853 1SN - SAE 100 R1AT	One wire braid high temperature hose	8
<b>FlexIT HT2</b>	EN 853 2SN - SAE 100 R2AT	Two wire braid high temperature hose	9
<b>FlexIT SC117</b>	EN 857 1SC (all sizes) SAE 100 R17 (sizes -04 -05 -06 -08)	One wire braid compact hose	10
<b>FlexIT SK117</b>	Meets or Exceeds: EN 857 1SC (all sizes) SAE 100 R17 (sizes 04 -05 -06 -08)	One wire braid compact hose	11
<b>FlexIT SC216</b>	EN 857 2SC - SAE 100 R16	Two wire braid compact hose	12
<b>FlexIT SK216</b>	Exceeds: EN 857 2SC (all sizes) SAE 100 R17 (sizes 10 -12 -16)	Two wire braid compact hose	13
<b>FlexIT JF10K</b>	High pressure for Jack applications	Two wire braid compact hose	14
<b>FlexIT 3T</b>	Forestry Hose	Three wire braid compact hose	15
<b>FlexIT PT</b>	Pilot Hose	One wire braid hose	16
<b>FlexIT R5</b>	SAE 100 R5	One textile and one wire braid hose	17
<b>FlexIT R4</b>	SAE 100 R4	<i>HIGH FLEXIBILITY - HALF BEND RADIUS</i> One helical wire and two textile braid hose	18
<b>FlexIT EZ-Lock</b>	SAE 100 R6	Push-on hose	19
<b>FlexIT T7</b>	Meets or Exceeds ISO 3949 R7 and SAE 100 R7	Two textile braid hose	20
<b>FlexIT T14</b>	PTFE	One wire braid hose	21
<b>FlexIT SHP</b>	EN 856 4SP - Exceeds SAE 100 R12	Four wire spiral hose	22
<b>FlexIT H4</b>	EN 856 4SH	Four wire spiral hose	23
<b>FlexIT 5000</b>	ISO 18752-CC	Four or six wire spiral hose	24
<b>FlexIT 6000</b>	ISO 18752-CC	Four or six wire spiral hose	25
<b>Intertraco 4ST</b>	Exceeds: EN 856 4SP - SAE 100 R12 sizes -10 -12 -16 Exceeds: EN 856 4SH, sizes -20 -24 -32	Four wire spiral thin cover hose	26
<b>Intertraco 4ST+</b>	Exceeds SAE 100 R15	Four wire spiral thin cover hose	27
<b>Intertraco 6ST</b>	Exceeds SAE 100 R15	Six wire spiral thin cover hose	28
<b>FlexIT JW1K</b>	Jet Wash Hose	One wire braid hose	29
<b>FlexIT JW2K</b>	Jet Wash Hose	Two wire braid hose	30
<b>FlexIT WB</b>	Waterblast Hose	Four or six wire spiral hose	31
<b>CHARTS AND OTHER INFORMATIONS</b>			<b>PAGE</b>
Wire braid and spiral hose range and sizes			4
Hose selection chart by max working pressure			5
Precautions			32
Selecting hose size by flow capacity			34
Correct hose assembly installation			35

# Wire Braid and Spiral Hose Range and Sizes

## WIRE BRAID HOSE RANGE

Intertraco hose type	Hose standard	Ø mm	3	5	6	8	10	12	16	19	25	31	38	51	63	76	102
		Ø inch	1/8"	3/16"	1/4"	5/16"	3/8"	1/2"	5/8"	3/4"	1"	1 1/4"	1 1/2"	2"	2 1/2"	3"	4"
		size	-02	-03	-04	-05	-06	-08	-10	-12	-16	-20	-24	-32	-40	-48	-64
FlexIT 1T	EN 853 1SN			◆	◆	◆	◆	◆	◆	◆	◆	◆	◆	◆	◆	◆	
FlexIT 2T	EN 853 2SN			◆	◆	◆	◆	◆	◆	◆	◆	◆	◆	◆	◆	◆	
FlexIT HT1	EN 853 1SN			◆	◆	◆	◆	◆	◆	◆	◆	◆	◆	◆			
FlexIT HT2	EN 853 2SN			◆	◆	◆	◆	◆	◆	◆	◆	◆	◆				
FlexIT SC117	EN 857 1SC			◆	◆	◆	◆	◆	◆								
FlexIT SK117	EN 857 1SC			◆	◆	◆	◆	◆	◆	◆							
FlexIT SC216	EN 857 2SC			◆	◆	◆	◆	◆	◆	◆					◆	◆	
FlexIT SK216	-			◆	◆	◆	◆	◆	◆	◆	◆						
FlexIT JF10K	-			◆		◆											
FlexIT 3T	-					◆	◆			◆	◆						
FlexIT PT	-			◆	◆	◆	◆	◆									
FlexIT R5*	SAE 100 R5			R-04	R-05	R-06	R-08 (13/32")	R-10	R-12	R-16 (7/8")		R-20 (1 1/8")	R-24 (1 3/8")	R-32 (1 3/16")			
FlexIT R4	SAE 100 R4									◆	◆	◆	◆	◆	◆	◆	◆
FlexIT EZ-Lock	SAE 100 R6			◆	◆	◆	◆	◆	◆	◆	◆						
FlexIT T7	SAE 100 R7			◆	◆	◆	◆	◆	◆	◆	◆						
FlexIT T14	-		◆	◆	◆	◆	◆	◆	◆	◆	◆						
FlexIT JW1K				◆	◆	◆	◆										
FlexIT JW2K				◆	◆	◆	◆										

\* R5 hoses follow different nominal bore.

## WIRE SPIRAL HOSE RANGE

Intertraco hose type	Hose standard	Ø mm	6	10	12	16	19	25	31	38	51	63
		Ø inch	1/4"	3/8"	1/2"	5/8"	3/4"	1"	1 1/4"	1 1/2"	2"	2 1/2"
		size	-04	-06	-08	-10	-12	-16	-20	-24	-32	-40
FlexIT SHP	-		◆	◆	◆	◆	◆	◆	◆	◆	◆	
FlexIT H4	EN 856 4SH				◆	◆	◆	◆	◆	◆	◆	
FlexIT 5000	SAE 100 R13				◆	◆	◆	◆	◆	◆	◆	◆
FlexIT 6000	SAE 100 R15			◆	◆	◆	◆	◆	◆	◆	◆	
4ST	-				◆	◆	◆	◆	◆	◆	◆	
4ST+	SAE 100 R15			◆	◆	◆	◆	◆	◆			
6ST	SAE 100 R15								◆	◆	◆	
FlexIT WB1	-		◆	◆	◆		◆	◆				
FlexIT WB2	-			◆	◆		◆					
FlexIT WB3	-			◆	◆		◆					

# Hose selection chart by Max Working Pressure

## BAR

Intertraco hose type			FlexIT 1T	FlexIT 2T	FlexIT SC117	FlexIT SK117	FlexIT SC216	FlexIT SK216	FlexIT JF10K	FlexIT 3T	FlexIT PT	FlexIT SHP	FlexIT H4	FlexIT 5000	FlexIT 6000	4ST	4ST+	6ST	
Hose standard			EN 853 1SN	EN 853 2SN	EN 857 1SC	EN 857 1SC	EN 857 2SC	-	-	-	-	-	EN 856 4SH	SAE 100 R13	SAE 100 R15	-	SAE 100 R15	SAE 100 R15	
Ø mm	Ø inch	Size																	
5	3/16"	-03									125								
6	1/4"	-04	225	400	225	290	400	450	700		125	450							
8	5/16"	-05	215	350	215	250	350	420			125								
10	3/8"	-06	180	330	210	230	350	385	700	500	125	450			420			450	
12	1/2"	-08	160	275	210	210	275	345		470	125	420			420			420	
16	5/8"	-10	130	250	130	130	250	290				350		380	420	350	420		
19	3/4"	-12	105	215	105	105	250	280		375		350	420	380	420	350	420		
25	1"	-16	88	165		88	165	230		310		320	380	350	420	350	420		
31	1.1/4"	-20	63	125		100		175				210	350	350	420	350	420	450	
38	1.1/2"	-24	50	90								210	300	350	420	300		420	
51	2"	-32	40	80								210	250	350	420	250		420	
63	2.1/2"	-40	40	69			70							350					
76	3"	-48	35	50			70												

## PSI

Intertraco hose type			FlexIT 1T	FlexIT 2T	FlexIT SC117	FlexIT SK117	FlexIT SC216	FlexIT SK216	FlexIT JF10K	FlexIT 3T	FlexIT PT	FlexIT SHP	FlexIT H4	FlexIT 5000	FlexIT 6000	4ST	4ST+	6ST	
Hose standard			EN 853 1SN	EN 853 2SN	EN 857 1SC	EN 857 1SC	EN 857 2SC	-	-	-	-	-	EN 856 4SH	SAE 100 R13	SAE 100 R15	-	SAE 100 R15	SAE 100 R15	
Ø mm	Ø inch	Size																	
5	3/16"	-03									1800								
6	1/4"	-04	3250	5800	3265	4200	5800	6500	10000		1800	6500							
8	5/16"	-05	3100	5000	3100	3600	5000	6000			1800								
10	3/8"	-06	2600	4800	3000	3300	5000	5500	10000	7200	1800	6500			6000			6500	
12	1/2"	-08	2300	4000	3000	3000	4000	5000		6800	1800	6000			6000			6000	
16	5/8"	-10	1900	3600	1900	1900	3600	4200				5000		5500	6000	5000	6000		
19	3/4"	-12	1500	3100	1500	1500	3600	4000		5400		5000	6000	5500	6000	5000	6000		
25	1"	-16	1250	2400		1250	2400	3300		4500		4600	5500	5000	6000	5000	6000		
31	1 1/4"	-20	920	1800		1430		2540				3000	5000	5000	6000	5000	6000	6500	
38	1 1/2"	-24	725	1300								3000	4300	5000	6000	4350		6000	
51	2"	-32	580	1150								3000	3600	5000	6000	3600		6000	
63	2 1/2"	-40	580	1000			1000							5000					
76	3"	-48	500	725			1000												


You can select hoses which meet or exceed a certain Isobaric line by following the colour coding:

210 bar / 3000 psi		345 bar / 5000 psi	
275 bar / 4000 psi		420 bar / 6000 psi	

# FlexIT 1T

ONE WIRE BRAID HOSE

## EN 853 1SN - SAE 100 R1AT



### Construction

- 1 - Synthetic rubber tube;
- 2 - One high tensile steel wire braid;
- 3 - Synthetic rubber cover, MSHA flame retardant approved;

### Application

Hydraulic oils, both mineral and biological;  
Polyglycol base oils, water/oil emulsions and water.

### Temperature range

Hydraulic oils: -40°C to +100°C (-40°F to +212°F)  
occasional peaks up to +125°C (+250°F).

HOSE TYPE	Ø HOSE			REINFORCEMENT DIAMETER		OUTSIDE DIAMETER		WORKING PRESSURE		BURST PRESSURE		BEND RADIUS		WEIGHT	
	DN	INCH	SIZE	[mm]	[in]	[mm]	[in]	[bar]	[psi]	[bar]	[psi]	[mm]	[in]	[kg/m]	[lb/ft]
1SN-04	6	1/4"	04	11,1	0,437	13,2	0,520	225	3250	900	13000	100	3,94	0,21	0,14
1SN-05	8	5/16"	05	12,7	0,500	14,5	0,571	215	3100	860	12400	115	4,53	0,24	0,16
1SN-06	10	3/8"	06	15,1	0,594	17,2	0,677	180	2600	720	10400	125	4,92	0,33	0,22
1SN-08	12	1/2"	08	18,0	0,709	20,4	0,803	160	2300	640	9200	180	7,09	0,41	0,28
1SN-10	16	5/8"	10	21,2	0,835	23,5	0,925	130	1900	520	7600	200	7,87	0,45	0,30
1SN-12	19	3/4"	12	25,2	0,992	27,5	1,083	105	1500	420	6000	240	9,45	0,58	0,39
1SN-16	25	1"	16	33,1	1,303	35,4	1,394	88	1250	352	5000	300	11,81	0,88	0,59
1SN-20	31	1.1/4"	20	40,2	1,583	43,5	1,713	63	920	252	3680	420	16,54	1,23	0,83
1SN-24	38	1.1/2"	24	46,7	1,839	50,0	1,969	50	725	200	2900	500	19,69	1,51	1,01
1SN-32	51	2"	32	60,2	2,370	63,6	2,504	40	580	160	2320	630	24,80	1,97	1,32
1SN-40	63	2.1/2"	40	73,0	2,874	76,5	3,012	40	580	160	2320	760	29,92	2,54	1,71
1SN-48	76	3"	48	85,0	3,346	88,5	3,484	35	500	140	2000	900	35,43	2,71	1,82

### COMPATIBILITY CHART BETWEEN THIS HOSE AND INTERTRACO APPROVED FITTINGS

FlexIT 1T	-03	-04	-05	-06	-08	-10	-12	-16	-20	-24	-32	-40	-48
<b>1 Piece</b> 	No-skive: <b>K</b> series												
	No-skive: <b>J</b> series												
<b>2 Piece</b> 	No-skive: <b>B</b> insert + <b>SN03T</b> ferrule												
	No-skive: <b>B</b> insert + <b>SCX0T</b> ferrule												
	Ext-skive: <b>B</b> insert + <b>S0210</b> ferrule												



# FlexIT 2T

TWO WIRE BRAID HOSE

## EN 853 2SN - SAE 100 R2AT



### Construction

- 1 - Synthetic rubber tube;
- 2 - Two high tensile steel wire braids;
- 3 - Synthetic rubber cover, MSHA flame retardant approved;

### Application

Hydraulic oils, both mineral and biological;  
Polyglycol base oils, water/oil emulsions and water.

### Temperature range

Hydraulic oils: -40°C to +100°C (-40°F to +212°F)  
occasional peaks up to +125°C (+250°F).

HOSE TYPE	Ø HOSE			REINFORCEMENT DIAMETER		OUTSIDE DIAMETER		WORKING PRESSURE		BURST PRESSURE		BEND RADIUS		WEIGHT	
	DN	INCH	SIZE	[mm]	[in]	[mm]	[in]	[bar]	[psi]	[bar]	[psi]	[mm]	[in]	[kg/m]	[lb/ft]
2SN-04	6	1/4"	04	12,7	0,500	15,0	0,591	400	5800	1600	23200	100	3,94	0,33	0,22
2SN-05	8	5/16"	05	14,3	0,563	16,4	0,646	350	5000	1400	20000	115	4,53	0,39	0,26
2SN-06	10	3/8"	06	16,7	0,657	18,8	0,740	330	4800	1320	19200	125	4,92	0,50	0,34
2SN-08	12	1/2"	08	19,8	0,780	22,2	0,874	275	4000	1100	16000	180	7,09	0,59	0,40
2SN-10	16	5/8"	10	23,0	0,906	25,2	0,992	250	3600	1000	14400	200	7,87	0,71	0,48
2SN-12	19	3/4"	12	27,0	1,063	29,3	1,154	215	3100	860	12400	240	9,45	0,86	0,58
2SN-16	25	1"	16	34,9	1,374	37,2	1,465	165	2400	660	9600	300	11,81	1,28	0,86
2SN-20	31	1.1/4"	20	44,5	1,752	47,3	1,862	125	1800	500	7200	420	16,54	2,02	1,36
2SN-24	38	1.1/2"	24	50,8	2,000	53,7	2,114	90	1300	360	5200	500	19,69	2,23	1,50
2SN-32	51	2"	32	63,5	2,500	66,7	2,626	80	1150	320	4600	630	24,80	2,85	1,92
2SN-40	63	2.1/2"	40	75,8	2,984	79,3	3,122	69	1000	276	4000	760	29,92	3,81	2,56
2SN-48	76	3"	48	87,8	3,457	91,3	3,594	50	725	200	2900	900	35,43	4,04	2,71

### COMPATIBILITY CHART BETWEEN THIS HOSE AND INTERTRACO APPROVED FITTINGS


FlexIT 2T	-03	-04	-05	-06	-08	-10	-12	-16	-20	-24	-32	-40	-48
<b>1 Piece</b> 	No-skive: <b>K</b> series												
	No-skive: <b>J</b> series												
<b>2 Piece</b> 	No-skive: <b>B</b> insert + <b>SN03T</b> ferrule												
	Ext-skive: <b>B</b> insert + <b>S0420</b> ferrule												

# FlexIT HT1

ONE WIRE BRAID HIGH TEMPERATURE HOSE

EN 853 1SN - SAE 100 R1AT

+135 °C / +275 °F



### Construction

- 1 - Synthetic rubber tube;
- 2 - One high tensile steel wire braid;
- 3 - Blue synthetic rubber cover, MSHA flame retardant approved.

### Application

High temperature hose;  
Hydraulic oils, both mineral and biological;  
Polyglycol base oils, water-oil emulsions and water.

### Temperature range

Hydraulic oils: -40°C to +135°C (-40°F to +275°F)  
occasional peaks up to +150°C (+302°F).

HOSE TYPE	Ø HOSE			REINFORCEMENT DIAMETER		OUTSIDE DIAMETER		WORKING PRESSURE		BURST PRESSURE		BEND RADIUS		WEIGHT	
	DN	INCH	SIZE	[mm]	[in]	[mm]	[in]	[bar]	[psi]	[bar]	[psi]	[mm]	[in]	[kg/m]	[lb/ft]
HT1-04	6	1/4"	04	11,1	0,437	13,2	0,520	225	3250	900	13000	100	3,94	0,21	0,14
HT1-05	8	5/16"	05	12,7	0,500	14,5	0,571	215	3100	860	12400	115	4,53	0,24	0,16
HT1-06	10	3/8"	06	15,1	0,594	17,2	0,677	180	2600	720	10400	125	4,92	0,33	0,22
HT1-08	12	1/2"	08	18,0	0,709	20,4	0,803	160	2300	640	9200	180	7,09	0,41	0,28
HT1-10	16	5/8"	10	21,2	0,835	23,5	0,925	130	1900	520	7600	200	7,87	0,45	0,30
HT1-12	19	3/4"	12	25,2	0,992	27,5	1,083	105	1500	420	6000	240	9,45	0,58	0,39
HT1-16	25	1"	16	33,1	1,303	35,4	1,394	88	1250	352	5000	300	11,81	0,88	0,59
HT1-20	31	1.1/4"	20	40,2	1,583	43,5	1,713	63	920	252	3680	420	16,54	1,23	0,83
HT1-24	38	1.1/2"	24	46,7	1,839	50,0	1,969	50	725	200	2900	500	19,69	1,51	1,01
HT1-32	51	2"	32	60,2	2,370	63,6	2,504	40	580	160	2320	630	24,80	1,97	1,32

### COMPATIBILITY CHART BETWEEN THIS HOSE AND INTERTRACO APPROVED FITTINGS

FlexIT HT1	-03	-04	-05	-06	-08	-10	-12	-16	-20	-24	-32
<b>1 Piece</b> 	No-skive: <b>K</b> series										
	No-skive: <b>J</b> series										
<b>2 Piece</b> 	No-skive: <b>B</b> insert + <b>SN03T</b> ferrule										
	Ext-skive: <b>B</b> insert + <b>S0210</b> ferrule										

# FlexIT HT2

TWO WIRE BRAID HIGH TEMPERATURE HOSE

EN 853 2SN - SAE 100 R2AT

+135 °C / +275 °F



### Construction

- 1 - Synthetic rubber tube;
- 2 - Two high tensile steel wire braids;
- 3 - Blue synthetic rubber cover, MSHA flame retardant approved.

### Application

High temperature hose;  
Hydraulic oils, both mineral and biological;  
Polyglycol base oils, water-oil emulsions and water.

### Temperature range

Hydraulic oils: -40°C to +135°C (-40°F to +275°F)  
occasional peaks up to +150°C (+302°F).

HOSE TYPE	Ø HOSE			REINFORCEMENT DIAMETER		OUTSIDE DIAMETER		WORKING PRESSURE		BURST PRESSURE		BEND RADIUS		WEIGHT	
	DN	INCH	SIZE	[mm]	[in]	[mm]	[in]	[bar]	[psi]	[bar]	[psi]	[mm]	[in]	[kg/m]	[lb/ft]
HT2-04	6	1/4"	04	12,7	0,500	15,0	0,591	400	5800	1600	23200	100	3,94	0,33	0,22
HT2-05	8	5/16"	05	14,3	0,563	16,4	0,646	350	5000	1400	20000	115	4,53	0,39	0,26
HT2-06	10	3/8"	06	16,7	0,657	18,8	0,740	330	4800	1320	19200	125	4,92	0,50	0,34
HT2-08	12	1/2"	08	19,8	0,780	22,2	0,874	275	4000	1100	16000	180	7,09	0,59	0,40
HT2-10	16	5/8"	10	23,0	0,906	25,2	0,992	250	3600	1000	14400	200	7,87	0,71	0,48
HT2-12	19	3/4"	12	27,0	1,063	29,3	1,154	215	3100	860	12400	240	9,45	0,86	0,58
HT2-16	25	1"	16	34,9	1,374	37,2	1,465	165	2400	660	9600	300	11,81	1,28	0,86
HT2-20	31	1.1/4"	20	44,5	1,752	47,3	1,862	125	1800	500	7200	420	16,54	2,02	1,36
HT2-24	38	1.1/2"	24	50,8	2,000	53,7	2,114	90	1300	360	5200	500	19,69	2,23	1,50
HT2-32	51	2"	32	63,5	2,500	66,7	2,626	80	1150	320	4600	630	24,80	2,85	1,92

### COMPATIBILITY CHART BETWEEN THIS HOSE AND INTERTRACO APPROVED FITTINGS

FlexIT HT2	-03	-04	-05	-06	-08	-10	-12	-16	-20	-24	-32
<b>1 Piece</b> 	No-skive: <b>K</b> series										
	No-skive: <b>J</b> series										
<b>2 Piece</b> 	Ext-skive: <b>B</b> insert + <b>SN03T</b> ferrule										
	Ext-skive: <b>B</b> insert + <b>SCX0T</b> ferrule										
	Ext-skive: <b>B</b> insert + <b>S0420</b> ferrule										

# FlexIT SC117

ONE WIRE BRAID COMPACT HOSE

EN 857 1SC (ALL SIZES) - SAE 100 R17 (SIZES 04 -05 -06 -08)



### Construction

- 1 - Synthetic rubber tube;
- 2 - One high tensile steel wire braid;
- 3 - Synthetic rubber cover MSHA flame retardant approved;

### Application



Hydraulic oils, both mineral and biological;  
Polyglycol base oils, water-oil emulsions and water.

### Temperature range

Hydraulic oils: -40°C to +100°C (-40°F to +212°F);  
occasional peaks up to +125°C (+250°F).

HOSE TYPE	Ø HOSE			MEDIUM REINFORCEMENT DIAMETER		MAX OUTSIDE DIAMETER		WORKING PRESSURE		BURST PRESSURE		BEND RADIUS		WEIGHT	
	DN	INCH	SIZE	[mm]	[in]	[mm]	[in]	[bar]	[psi]	[bar]	[psi]	[mm]	[in]	[kg/m]	[lb/ft]
SC117-04	6	1/4"	04	9,9	0,390	12,2	0,480	225	3265	900	13060	50	1,97	0,16	0,11
SC117-05	8	5/16"	05	11,7	0,461	14,0	0,551	215	3100	860	12400	55	2,16	0,21	0,14
SC117-06	10	3/8"	06	13,4	0,528	16,4	0,646	210	3000	840	12000	65	2,56	0,27	0,18
SC117-08	12	1/2"	08	17,1	0,673	20,0	0,787	210	3000	840	12000	70	2,76	0,39	0,26
SC117-10	16	5/8"	10	20,3	0,799	22,7	0,894	140	2000	560	8000	150	5,91	0,39	0,26
SC117-12	19	3/4"	12	23,9	0,941	26,5	1,043	105	1500	420	6000	180	7,09	0,50	0,34

### COMPATIBILITY CHART BETWEEN THIS HOSE AND INTERTRACO APPROVED FITTINGS

FlexIT SC117	-03	-04	-05	-06	-08	-10	-12	-16	-20	-24	-32
<b>1 Piece</b> 		No-skive: <b>K</b> series									
<b>2 Piece</b> 		No-skive: <b>B</b> insert + <b>SCX0T</b> ferrule									

# FlexIT SK117

ONE WIRE BRAID COMPACT HOSE

MEETS OR EXCEEDS: EN 857 1SC (ALL SIZES) - SAE 100 R17 (SIZES 04 -05 -06 -08)



### Construction

- 1 - Synthetic rubber tube;
- 2 - One high tensile steel wire braid;
- 3 - Synthetic rubber cover MSHA flame retardant approved;

### Application

Hydraulic oils, both mineral and biological;  
Polyglycol base oils, water-oil emulsions and water.

### Temperature range

Hydraulic oils: -40°C to +100°C (-40°F to +212°F),  
occasional peaks up to +125°C (+250°F).

HOSE TYPE	Ø HOSE			MEDIUM REINFORCEMENT DIAMETER		MAX OUTSIDE DIAMETER		WORKING PRESSURE		BURST PRESSURE		BEND RADIUS		WEIGHT	
	DN	INCH	SIZE	[mm]	[in]	[mm]	[in]	[bar]	[psi]	[bar]	[psi]	[mm]	[in]	[kg/m]	[lb/ft]
SK117-04	6	1/4"	04	10,4	0,409	12,7	0,500	290	4200	1160	16800	40	1,57	0,18	0,12
SK117-05	8	5/16"	05	11,5	0,453	14,2	0,559	250	3600	1000	14400	55	2,17	0,21	0,14
SK117-06	10	3/8"	06	13,6	0,535	16,6	0,654	230	3300	920	13200	65	2,56	0,28	0,18
SK117-08	12	1/2"	08	17,4	0,685	20,0	0,787	210	3000	840	12000	70	2,76	0,36	0,24
SK117-10	16	5/8"	10	20,4	0,803	23,0	0,906	130	1900	520	7600	150	5,91	0,41	0,28
SK117-12	19	3/4"	12	23,8	0,937	26,7	1,051	105	1500	420	6000	180	7,09	0,52	0,35
SK117-16	25	1"	16	31,3	1,232	34,0	1,339	88	1250	352	5000	230	9,06	0,78	0,52
SK117-20*	31	1.1/4"	20	40,2	1,583	44,6	1,756	100	1430	400	5800	300	11,81	1,28	0,85

\* For crimping information, please refer to our separate specific crimping chart.

SK117 L: HARC antiabrasion cover - cold temperature -50 °C / -58 °F

SK117 P: UHMPE antiabrasion cover

### COMPATIBILITY CHART BETWEEN THIS HOSE AND INTERTRACO APPROVED FITTINGS

FlexIT SK117	-03	-04	-05	-06	-08	-10	-12	-16	-20	-24	-32
<b>1 Piece</b> 		No-skive: <b>K</b> series									
		No-skive: <b>T</b> series									
<b>2 Piece</b> 		No-skive: <b>B</b> insert + <b>SCX0T</b> ferrule									

# FlexIT SC216

TWO WIRE BRAID COMPACT HOSE

## EN 857 2SC - SAE 100 R16



### Construction

- 1 - Synthetic rubber tube;
- 2 - Two high tensile steel wire braids;
- 3 - Synthetic rubber cover MSHA flame retardant approved;

### Application

Hydraulic oils, both mineral and biological;  
Polyglycol base oils, water-oil emulsions and water.



### Temperature range

Hydraulic oils: -40°C to +100°C (-40°F to +212°F)  
occasional peaks up to +125°C (+250°F).

HOSE TYPE	Ø HOSE			MEDIUM REINFORCEMENT DIAMETER		MAX OUTSIDE DIAMETER		WORKING PRESSURE		BURST PRESSURE		BEND RADIUS		WEIGHT	
	DN	INCH	SIZE	[mm]	[in]	[mm]	[in]	[bar]	[psi]	[bar]	[psi]	[mm]	[in]	[kg/m]	[lb/ft]
SC216-04	6	1/4"	04	11,2	0,441	13,8	0,543	400	5800	1600	23200	50	1,97	0,28	0,19
SC216-05	8	5/16"	05	12,7	0,500	15,4	0,606	350	5000	1400	20000	55	2,17	0,33	0,22
SC216-06*	10	3/8"	06	15,1	0,594	17,3	0,681	350	5000	1400	20000	65	2,56	0,42	0,28
SC216-08	12	1/2"	08	18,3	0,720	20,8	0,819	280	4000	1120	16000	90	3,54	0,52	0,35
SC216-10	16	5/8"	10	21,4	0,843	24,7	0,972	250	3600	1000	14400	100	3,94	0,61	0,41
SC216-12*	19	3/4"	12	25,4	1,000	28,6	1,126	250	3600	1000	14400	120	4,72	0,79	0,53
SC216-16	25	1"	16	33,4	1,315	36,6	1,441	165	2400	660	9600	150	5,90	1,10	0,74
SC216-40	63	2.1/2"	40	73,7	2,902	77,5	3,051	70	1000	280	4000	760	29,92	3,3	2,22
SC216-48	76	3"	48	89,0	3,504	92,3	3,634	70	1000	280	4000	900	35,43	3,78	2,54

\* II series

### COMPATIBILITY CHART BETWEEN THIS HOSE AND INTERTRACO APPROVED FITTINGS

FlexIT SC216	-03	-04	-05	-06	-08	-10	-12	-16	-20	-24	-32	-40	-48
<b>1 Piece</b> 	No-skive: <b>K</b> series												
	No-skive: <b>J</b> series										No-skive: <b>J</b> series		
<b>2 Piece</b> 	No-skive: <b>B</b> insert + <b>SN03T</b> ferrule										No-skive: <b>B</b> + <b>SN03T</b>		
	No-skive: <b>B</b> insert + <b>SCX0T</b> ferrule												
	Ext-skive: <b>B</b> insert + <b>S0210</b> ferrule												

# FlexIT SK216

TWO WIRE BRAID COMPACT HOSE

EXCEEDS: EN 857 2SC (ALL SIZES) - SAE 100 R17 (SIZES 10 -12 -16)



### Construction

- 1 - Synthetic rubber tube;
- 2 - Two high tensile steel wire braids;
- 3 - Synthetic rubber cover MSHA flame retardant approved;

### Application

Hydraulic oils, both mineral and biological;  
Polyglycol base oils, water-oil emulsions and water.

### Temperature range

Hydraulic oils: -40°C to +100°C (-40°F to +212°F)  
occasional peaks up to +125°C (+250°F).

HOSE TYPE	Ø HOSE			MEDIUM REINFORCEMENT DIAMETER		MAX OUTSIDE DIAMETER		WORKING PRESSURE		BURST PRESSURE		BEND RADIUS		WEIGHT	
	DN	INCH	SIZE	[mm]	[in]	[mm]	[in]	[bar]	[psi]	[bar]	[psi]	[mm]	[in]	[kg/m]	[lb/ft]
SK216-04	6	1/4"	04	11,5	0,453	13,8	0,543	450	6500	1800	26000	45	1,77	0,29	0,19
SK216-05	8	5/16"	05	13,0	0,512	15,6	0,614	420	6000	1680	24000	60	2,36	0,34	0,23
SK216-06	10	3/8"	06	15,0	0,591	17,8	0,701	385	5500	1540	22000	70	2,76	0,44	0,30
SK216-08	12	1/2"	08	18,8	0,740	21,4	0,843	345	5000	1380	20000	90	3,54	0,54	0,36
SK216-10	16	5/8"	10	21,6	0,850	24,4	0,961	290	4200	1160	16800	100	3,94	0,63	0,42
SK216-12	19	3/4"	12	25,7	1,010	28,5	1,122	280	4000	1120	16000	120	4,72	0,84	0,56
SK216-16	25	1"	16	34,1	1,341	36,6	1,441	230	3300	920	13200	150	5,90	1,35	0,91
SK216-20	31	1.1/4"	20	40,5	1,594	44,7	1,760	175	2540	700	10200	300	11,81	1,57	1,06

SK216 L: HARC antiabrasion cover - cold temperature -50 °C / -58 °F

SK216 A: Smooth finish cover

SK216 P: UHMPE antiabrasion cover

### COMPATIBILITY CHART BETWEEN THIS HOSE AND INTERTRACO APPROVED FITTINGS

FlexIT SK216	-03	-04	-05	-06	-08	-10	-12	-16	-20	-24	-32
<b>1 Piece</b> 		No-skive: <b>K</b> series									
			No-skive: <b>J</b> series								
<b>2 Piece</b> 		No-skive: <b>B</b> insert + <b>SN03T</b> ferrule									
		No-skive: <b>B</b> insert + <b>SCX0T</b> ferrule									
		Ext-skive: <b>B</b> insert + <b>S0210</b> ferrule									

# FlexIT JF10K

TWO WIRE BRAID COMPACT HOSE

## HIGH PRESSURE FOR JACK APPLICATIONS



### Construction

- 1 - Synthetic rubber tube;
- 2 - Two high tensile steel wire braids;
- 3 - Synthetic rubber cover, MSHA flame retardant approved;

### Application



Hydraulic oils, both mineral and biological; polyglycol base oils, water-oil emulsions, water.

### Temperature range

Hydraulic oils: -40°C to +100°C (-40°F to +212°F).

HOSE TYPE	Ø HOSE			REINFORCEMENT DIAMETER		MAX OUTSIDE DIAMETER		WORKING PRESSURE		BURST PRESSURE		BEND RADIUS		WEIGHT	
	DN	INCH	SIZE	[mm]	[in]	[mm]	[in]	[bar]	[psi]	[bar]	[psi]	[mm]	[in]	[kg/m]	[lb/ft]
JF10K-04	6	1/4"	04	11,5	0,453	13,8	0,543	700	10000	1400	20000	45	1,77	0,27	0,18
JF10K-06	10	3/8"	06	15,0	0,591	17,5	0,689	700	10000	1400	20000	70	2,76	0,39	0,26

### COMPATIBILITY CHART BETWEEN THIS HOSE AND INTERTRACO APPROVED FITTINGS

FlexIT JF10K	-03	-04	-06	-08	-10	-12	-16	-20	-24	-32
<b>1 Piece</b> 		No-skive: <b>K</b> series								
<b>2 Piece</b> 		No-skive: <b>B</b> insert + <b>SN03T</b> ferrule								



# FlexIT 3T

THREE WIRE BRAID COMPACT HOSE

## FORESTRY HOSE



### Construction

- 1 - Synthetic rubber tube;
- 2 - Three high tensile steel wire braids;
- 3 - Synthetic rubber cover;

### Application



Hydraulic oils, both mineral and biological; polyglycol base oils, water-oil emulsions, water.

### Temperature range

Hydraulic oils: -40°C to +100°C (-40°F to +212°F)  
occasional peaks up to +125°C (+250°F).

HOSE TYPE	Ø HOSE			REINFORCEMENT DIAMETER		OUTSIDE DIAMETER		WORKING PRESSURE		BURST PRESSURE		BEND RADIUS		WEIGHT	
	DN	INCH	SIZE	[mm]	[in]	[mm]	[in]	[bar]	[psi]	[bar]	[psi]	[mm]	[in]	[kg/m]	[lb/ft]
3T-06	10	3/8"	06	17,0	0,669	19,2	0,756	500	7200	2000	28800	120	4,72	0,50	0,34
3T-08	12	1/2"	08	20,2	0,795	22,4	0,882	470	6800	1880	27200	160	6,30	0,60	0,40
3T-12	19	3/4"	12	27,3	1,075	29,5	1,161	375	5400	1500	21600	260	10,24	0,85	0,57
3T-16	25	1"	16	34,2	1,346	36,4	1,433	310	4500	1240	18000	310	12,20	1,40	0,94


### COMPATIBILITY CHART BETWEEN THIS HOSE AND INTERTRACO APPROVED FITTINGS

FlexIT 3T	-03	-04	-05	-06	-08	-12	-16	-20	-24	-32
<b>1 Piece</b> 				No-skive: <b>J</b> series						
<b>2 Piece</b> 				Ext-skive: <b>B</b> insert + <b>S0420</b> ferrule						
				No-skive: <b>B</b> insert + <b>S312T</b> ferrule						

# FlexIT PT

ONE WIRE BRAID HOSE

## PILOT HOSE



### Construction

- 1 - Synthetic rubber tube;
- 2 - One high tensile steel wire braid;
- 3 - Synthetic rubber cover, MSHA on request;

### Application



Hydraulic oils, both mineral and biological;  
Polyglycol base oils, water-oil emulsions and water.

### Temperature range

Hydraulic oils: -40 °C to +100 °C (-40°F to +212°F).

HOSE TYPE	Ø HOSE			REINFORCEMENT DIAMETER		OUTSIDE DIAMETER		WORKING PRESSURE		BURST PRESSURE		BEND RADIUS		WEIGHT	
	DN	INCH	SIZE	[mm]	[in]	[mm]	[in]	[bar]	[psi]	[bar]	[psi]	[mm]	[in]	[kg/m]	[lb/ft]
PT-03	5	3/16"	03	8,7	0,343	10,5	0,413	125	1800	500	7200	20	0,79	0,12	0,08
PT-04	6	1/4"	04	9,9	0,390	11,5	0,453	125	1800	500	7200	30	1,18	0,17	0,11
PT-05	8	5/16"	05	11,5	0,453	13,1	0,516	125	1800	500	7200	40	1,57	0,19	0,13
PT-06	10	3/8"	06	13,2	0,520	14,8	0,583	125	1800	500	7200	50	1,97	0,25	0,17
PT-08	12	1/2"	08	16,2	0,638	19,4	0,764	125	1800	500	7200	60	2,36	0,31	0,21


### COMPATIBILITY CHART BETWEEN THIS HOSE AND INTERTRACO APPROVED FITTINGS

FlexIT PT	-03	-04	-05	-06	-08	-10	-12	-16	-20	-24	-32
<b>1 Piece</b> 	No-skive: <b>T</b> series										
<b>2 Piece</b> 	No-skive: <b>B</b> insert + <b>SCX0T</b> ferrule										
	No-skive: <b>B</b> insert + <b>S00TK</b> ferrule										

# FlexIT R5

ONE TEXTILE AND ONE WIRE BRAID HOSE

## SAE 100 R5



### Construction

- 1 - Synthetic rubber tube;
- 2 - One synthetic textile and one high tensile steel wire braid;
- 3 - Polyester textile braid cover;

### Application

Hydraulic oils, both mineral and biological;  
Polyglycol base oils, water-oil emulsions and water.


### Temperature range

Hydraulic oils: -40°C to +100°C (-40°F to +212°F).

HOSE TYPE	Ø HOSE			REINFORCEMENT DIAMETER		OUTSIDE DIAMETER		WORKING PRESSURE		BURST PRESSURE		BEND RADIUS		WEIGHT	
	DN	INCH	SIZE	[mm]	[in]	[mm]	[in]	[bar]	[psi]	[bar]	[psi]	[mm]	[in]	[kg/m]	[lb/ft]
R5-04	5	3/16"	04	11,3	0,445	12,9	0,508	210	3000	840	12000	75	2,95	0,25	0,17
R5-05	6	1/4"	05	12,9	0,508	14,5	0,571	210	3000	840	12000	85	3,35	0,29	0,19
R5-06	8	5/16"	06	15,2	0,598	16,8	0,661	155	2250	620	9000	100	3,94	0,36	0,24
R5-08	10	13/32"	08	17,5	0,689	19,1	0,752	140	2000	560	8000	115	4,53	0,42	0,28
R5-10	12	1/2"	10	21,3	0,839	22,9	0,902	122	1750	488	7000	140	5,51	0,57	0,38
R5-12	16	5/8"	12	25,5	1,004	27,1	1,067	105	1500	420	6000	165	6,50	0,71	0,47
R5-16	22	7/8"	16	29,2	1,150	30,8	1,213	56	800	224	3200	185	7,28	0,70	0,47
R5-20	28	1.1/8"	20	36,0	1,417	37,6	1,480	43	625	172	2500	230	9,06	0,925	0,62
R5-24	35	1.3/8"	24	42,8	1,685	44,4	1,748	35	500	140	2000	265	10,43	1,15	0,77
R5-32	46	1.13/16"	32	54,3	2,138	56,4	2,220	24	350	96	1400	335	13,19	1,39	0,93

FlexIT R5 HT: version for high temperature with blue cover +135°C / +275°F (only for hydraulic oils)

### COMPATIBILITY CHART BETWEEN THIS HOSE AND INTERTRACO APPROVED FITTINGS

FlexIT R5	-04	-05	-06	-08	-10	-12	-16	-20	-24	-32
	5	6	8	10	12	16	22	28	35	46
	3/16"	1/4"	5/16"	13/32"	1/2"	5/8"	7/8"	1 1/8"	1 3/8"	1 13/16"
1 Piece 	R04	R05	R06	R08	R10	R12	R16	R20	R24	R32
No-skive: <b>R</b> series										

# FlexIT R4 HIGH FLEXIBILITY - HALF BEND RADIUS

## ONE HELICAL WIRE AND TWO TEXTILE BRAID HOSE

### SAE 100 R4



#### Construction

- 1 - Synthetic rubber tube;
- 2 - Helical wire between an inner and an outer textile braid;
- 3 - Synthetic rubber cover, MSHA flame retardant approved.
- 4 - High flexibility. Half bend radius;

#### Application

Suction and return lines;  
Hydraulic oils, both mineral and biological;  
Polyglycol base oils, water-oil emulsions and water.

#### Temperature range

Hydraulic oils: -40°C to +100°C (-40°F to +212°F).

HOSE TYPE	Ø HOSE			MAX OUTSIDE DIAMETER		VACUUM		WORKING PRESSURE		BURST PRESSURE		BEND RADIUS		WEIGHT	
	DN	INCH	SIZE	[mm]	[in]	[bar]	[inHg]	[bar]	[psi]	[bar]	[psi]	[mm]	[in]	[kg/m]	[lb/ft]
XF-R4-12	19	3/4"	12	29,0	1,142	0,8	28	21	300	84	1200	40	1,57	0,52	0,35
XF-R4-16	25	1"	16	35,0	1,378	0,8	28	17	250	68	1000	45	1,77	0,64	0,43
XF-R4-20	31	1.1/4"	20	42,0	1,653	0,8	28	14	200	56	800	60	2,36	0,82	0,55
XF-R4-24	38	1.1/2"	24	49,0	1,929	0,8	28	10	150	40	600	80	3,15	1,07	0,72
XF-R4-32	51	2"	32	62,0	2,441	0,8	28	7	100	28	400	160	6,30	1,54	1,04
XF-R4-40	63	2.1/2"	40	76,0	2,992	0,8	28	4	70	16	250	180	7,09	2,02	1,36
XF-R4-48	76	3"	48	89,0	3,504	0,8	28	4	70	16	250	225	8,86	2,50	1,69
XF-R4-64	102	4"	64	115,0	4,527	0,8	28	2	35	8	140	390	15,35	3,63	2,45


#### COMPATIBILITY CHART BETWEEN THIS HOSE AND INTERTRACO APPROVED FITTINGS

FlexIT XF-R4	-12	-16	-20	-24	-32	-40	-48	-64
<b>1 Piece</b> 	No-skive: <b>K</b> series		No-skive: <b>J</b> series					
<b>2 Piece</b> 	No-skive: ferrule <b>B</b> insert + <b>SN03T</b>		No-skive: ferrule <b>B</b> insert + <b>S0420</b>			No-skive: ferrule <b>B</b> insert + <b>SN03T</b>		

# FlexIT EZ-Lock

PUSH-ON HOSE

## SAE 100 R6



### Construction

- 1 - Synthetic rubber tube;
- 2 - One Synthetic Textile Braid;
- 3 - Synthetic rubber Cover;

### Application

Hydraulic oils, both mineral and biological;  
Polyglycol base oils, water-oil emulsions and water.

### Temperature range




Hydraulic oils: -40°C to +100°C (-40°F to +212°F).

HOSE TYPE	Ø HOSE			OUTSIDE DIAMETER		WORKING PRESSURE		BURST PRESSURE		BEND RADIUS		WEIGHT	
	DN	INCH	SIZE	[mm]	[in]	[bar]	[psi]	[bar]	[psi]	[mm]	[in]	[kg/m]	[lb/ft]
EZ-04	6	1/4"	04	12,3	0,484	28	400	112	1600	65	2,56	0,11	0,07
EZ-05	8	5/16"	05	13,9	0,547	28	400	112	1600	80	3,15	0,13	0,08
EZ-06	10	3/8"	06	15,5	0,610	28	400	112	1600	80	3,15	0,15	0,10
EZ-08	12	1/2"	08	19,5	0,768	28	400	112	1600	100	3,94	0,20	0,13
EZ-10	16	5/8"	10	22,6	0,890	24	350	96	1400	125	4,92	0,26	0,17
EZ-12	19	3/4"	12	25,8	1,016	21	300	84	1200	150	5,91	0,31	0,20
EZ-16	25	1"	16	33,2	1,307	20	290	80	1160	170	6,69	0,46	0,31

FlexIT EZS: smooth cover

FlexIT EZW: wrapped cover

### COMPATIBILITY CHART BETWEEN THIS HOSE AND INTERTRACO APPROVED FITTINGS

FlexIT EZ-Lock	-03	-04	-05	-06	-08	-10	-12	-16	-20	-24	-32	
1 Piece 		No-skive: <b>T</b> series										
2 Piece 		No-skive: <b>B</b> insert + <b>S00TK</b> ferrule										
Push Lock 		Push Lock: <b>L</b> series										

# FlexIT T7

TWO TEXTILE BRAID HOSE

MEETS OR EXCEEDS ISO 3949 R7 AND SAE 100 R7



### Construction

- 1 - Thermoplastic polyester tube;
- 2 - Two polyester wire braids;
- 3 - Black polyurethane cover;

### Application

Hydraulic oils, both mineral and biological;  
Polyglycol base oils, water-oil emulsions and water.



### Temperature range

Hydraulic oils: -40°C to +100°C (-40°F to +212°F);  
Polyglycol base oils, water-oil emulsions, water and air: up to +65°C (+149°F).

HOSE TYPE	Ø HOSE			OUTSIDE DIAMETER		WORKING PRESSURE		BURST PRESSURE		BEND RADIUS		WEIGHT	
	DN	INCH	SIZE	[mm]	[in]	[bar]	[psi]	[bar]	[psi]	[mm]	[in]	[kg/m]	[lb/ft]
T7-03	5	3/16"	03	10,0	0,394	210	3000	840	12000	30	1,18	0,07	0,05
T7-04	6	1/4"	04	11,8	0,465	200	2900	800	11600	35	1,38	0,09	0,06
T7-05	8	5/16"	05	14,3	0,563	190	2750	760	11000	45	1,77	0,13	0,09
T7-06	10	3/8"	06	16,0	0,630	175	2500	700	10000	55	2,17	0,16	0,10
T7-08	12	1/2"	08	20,3	0,799	140	2000	560	8000	75	2,95	0,22	0,15
T7-10	16	5/8"	10	23,5	0,925	105	1500	420	6000	120	4,72	0,28	0,19
T7-12	19	3/4"	12	26,5	1,043	90	1300	360	5200	145	5,71	0,33	0,22
T7-16	25	1"	16	33,6	1,323	70	1000	280	4000	200	7,87	0,40	0,27

FlexIT T7 NC: Electrically non-conductive version with orange cover


### COMPATIBILITY CHART BETWEEN THIS HOSE AND INTERTRACO APPROVED FITTINGS

FlexIT T7	-03	-04	-05	-06	-08	-10	-12	-16	-20	-24	-32
1 Piece 	No-skive: <b>T</b> series										
2 Piece 	No-skive: <b>B</b> insert + <b>S00TK</b> ferrule										

# FlexIT T14

ONE WIRE BRAID HOSE

PTFE



### Construction

- 1 - Polytetrafluorethylene tube;
- 2 - One stainless steel wire braid cover;

### Application

Petroleum base and synthetic base hydraulic fluids;  
Water base hydraulic fluids.

### Temperature range

-54°C to +204°C;  
-65°F to +400°F.

HOSE TYPE	Ø HOSE			MAX OUTSIDE DIAMETER		WORKING PRESSURE		BURST PRESSURE		BEND RADIUS		WEIGHT	
	DN	INCH	SIZE	[mm]	[in]	[bar]	[psi]	[bar]	[psi]	[mm]	[in]	[kg/m]	[lb/ft]
T14-02	3	1/8"	02	6,7	0,264	275	4000	1100	16000	25	0,98	0,06	0,04
T14-03	5	3/16"	03	8,0	0,315	200	2900	800	11600	35	1,38	0,07	0,05
T14-04	6	1/4"	04	9,5	0,374	175	2500	700	10000	45	1,77	0,09	0,06
T14-05	8	5/16"	05	11,8	0,465	150	2200	600	8800	50	1,97	0,13	0,08
T14-06	10	3/8"	06	14,1	0,556	135	2000	540	8000	55	2,17	0,15	0,10
T14-08	12	1/2"	08	17,2	0,677	120	1750	480	7000	70	2,76	0,21	0,14
T14-10	16	5/8"	10	20,5	0,807	100	1450	400	5800	130	5,12	0,26	0,17
T14-12	19	3/4"	12	23,7	0,933	90	1300	360	5200	190	7,48	0,321	0,22
T14-16	25	1"	16	30,0	1,181	65	950	260	3800	270	10,63	0,45	0,30


### COMPATIBILITY CHART BETWEEN THIS HOSE AND INTERTRACO APPROVED FITTINGS

FlexIT T14	-02	-03	-04	-05	-06	-08	-10	-12	-16	-20	-24	-32
<b>1 Piece</b> 	No-skive: <b>T</b> series											
<b>2 Piece</b> 	No-skive: <b>B</b> insert + <b>S014T</b> ferrule											

# FlexIT SHP

FOUR WIRE SPIRAL HOSE

## EN 856 4SP - EXCEEDS SAE 100 R12



### Construction

- 1 - Synthetic rubber tube;
- 2 - Four high tensile steel wire spirals;
- 3 - Synthetic rubber cover, MSHA flame retardant approved;

### Application

High pressure hydraulic system with extreme high pressure peaks for use with hydraulic oils, both mineral and biological, polyglycol base oils, water-oil emulsions and water;

### Temperature range

Hydraulic oils: -40°C to +100°C (-40°F to +212°F)  
occasional peaks up to +125°C (+250°F).

⊙ SHP R: HARC antiabrasion cover

HOSE TYPE	Ø HOSE		REINFORCEMENT DIAMETER		OUTSIDE DIAMETER		WORKING PRESSURE		BURST PRESSURE		BEND RADIUS		WEIGHT	
	DN	INCH	SIZE	[mm]	[in]	[mm]	[in]	[bar]	[psi]	[bar]	[psi]	[mm]	[in]	[kg/m]

### EN 856 4SP

SHP-04	6	1/4"	04	14,6	0,575	17,0	0,669	450	6500	1800	26000	150	5,91	0,57	0,38
--------	---	------	----	------	-------	------	-------	-----	------	------	-------	-----	------	------	------

### MEETS OR EXCEEDS EN 856 4SP AND SAE 100 R12

SHP-06 *	10	3/8"	06	17,5	0,689	20,1	0,791	450	6500	1800	26000	180	7,09	0,69	0,46
SHP-08 *	12	1/2"	08	20,6	0,811	23,0	0,905	420	6000	1680	24000	230	9,06	0,85	0,57
SHP-10 *	16	5/8"	10	24,2	0,952	26,5	1,043	350	5000	1400	20000	250	9,84	1,04	0,69
SHP-12 *	19	3/4"	12	28,2	1,110	30,6	1,204	350	5000	1400	20000	300	11,81	1,32	0,88
SHP-16 *	25	1"	16	35,1	1,382	37,8	1,488	320	4600	1280	18400	340	13,38	2,06	1,38

### MEETS OR EXCEEDS SAE 100 R12

SHP-20 *	31	1.1/4"	20	41,9	1,650	45,9	1,807	210	3000	840	12000	420	16,54	2,51	1,69
SHP-24 *	38	1.1/2"	24	49,0	1,929	53,5	2,106	210	3000	840	12000	500	19,69	3,26	2,19
SHP-32 *	51	2"	32	63,2	2,488	68,3	2,689	210	3000	840	12000	630	24,80	4,90	3,29

\* II series

### COMPATIBILITY CHART BETWEEN THIS HOSE AND INTERTRACO APPROVED FITTINGS


FlexIT SHP	-04	-06	-08	-10	-12	-16	-20	-24	-32
<b>1 Piece</b> 	No-skive: <b>J</b> series								
	Ext-skive: <b>X</b> series								
<b>2 Piece</b> 	No-skive: <b>B</b> insert + <b>S312T</b> ferrule								
	Ext-skive: <b>B</b> insert + <b>S0420</b> ferrule								



# FlexIT H4\*

FOUR WIRE SPIRAL HOSE

## EN 856 4SH



\* H4 R: HARC antiabrasion cover

### Construction

- 1 - Synthetic rubber tube;
- 2 - Four high tensile steel wire spirals;
- 3 - Synthetic rubber cover, MSHA flame retardant approved;

### Application

High pressure hydraulic system with extreme high pressure peaks for use with hydraulic oils, both mineral and biological, polyglycol base oils, water-oil emulsions and water;

### Temperature range

Hydraulic oils: -40°C to +100°C (-40°F to +212°F)  
occasional peaks up to +125°C (+250°F).

HOSE TYPE	Ø HOSE			REINFORCEMENT DIAMETER		OUTSIDE DIAMETER		WORKING PRESSURE		BURST PRESSURE		BEND RADIUS		WEIGHT	
	DN	INCH	SIZE	[mm]	[in]	[mm]	[in]	[bar]	[psi]	[bar]	[psi]	[mm]	[in]	[kg/m]	[lb/ft]
H4-10	16	5/8"	10	25,0	0,984	28,7	1,130	450	6500	1800	26000	250	9,84	1,09	0,73
H4-12	19	3/4"	12	28,4	1,118	31,9	1,255	420	6000	1680	24000	280	11,02	1,45	0,97
H4-16	25	1"	16	35,5	1,398	38,5	1,515	380	5500	1520	22000	340	13,39	2,14	1,44
H4-20	31	1.1/4"	20	41,9	1,650	45,9	1,807	350	5000	1400	20000	460	18,11	2,51	1,69
H4-24	38	1.1/2"	24	49,0	1,929	53,5	2,106	300	4300	1200	17200	560	22,05	3,26	2,19
H4-32	51	2"	32	63,2	2,488	68,3	2,689	250	3600	1000	14400	700	27,56	4,90	3,29

\* II series all sizes

### COMPATIBILITY CHART BETWEEN THIS HOSE AND INTERTRACO APPROVED FITTINGS

FlexIT H4	-04	-06	-08	-10	-12	-16	-20	-24	-32
<b>1 Piece</b> 							No-skive: <b>J</b> -series		
							Ext-skive: <b>X</b> series		
<b>2 Piece</b> 							No-skive: <b>B</b> insert + <b>S312T</b> ferrule		
							Ext-skive: <b>B</b> insert + <b>S0420</b> ferrule		
<b>Interlock</b> 							Interlock: <b>I</b> insert + <b>S004I</b> ferrule		

# FlexIT 5000

FOUR OR SIX WIRE SPIRAL HOSE

## ISO 18752-CC ISOBARIC LINE AT WP 350 BAR 5000 PSI



### Construction

- 1 - Synthetic rubber tube;
- 2 - Four high tensile steel wire spirals from size 10 to 24 and six high tensile steel wire spirals from size 32 to 40;
- 3 - Synthetic rubber cover Abrasion resistant Type, MSHA flame retardant approved;

### Application

High pressure hydraulic system with extreme high pressure peaks for use with hydraulic oils, both mineral and biological, polyglycol base oils, water-oil emulsions and water.

### Temperature range

Hydraulic oils: -40°C to +121°C (-40°F to +250°F)  
occasional peaks up to +125°C (+257°F).

HOSE TYPE	Ø HOSE			REINFORCEMENT DIAMETER		OUTSIDE DIAMETER		WORKING PRESSURE		BURST PRESSURE		BEND RADIUS		WEIGHT	
	DN	INCH	SIZE	[mm]	[in]	[mm]	[in]	[bar]	[psi]	[bar]	[psi]	[mm]	[in]	[kg/m]	[lb/ft]
FlexIT 5000-10	16	5/8"	10	24,2	0,953	26,5	1,043	380	5500	1520	22000	100	3,94	1,03	0,69
FlexIT 5000-12*	19	3/4"	12	27,9	1,098	30,5	1,200	380	5500	1520	22000	120	4,72	1,32	0,87
FlexIT 5000-16*	25	1"	16	35,1	1,382	37,9	1,492	350	5000	1400	20000	150	5,90	1,77	1,19
FlexIT 5000-20*	31	1.1/4"	20	42,3	1,665	45,9	1,807	350	5000	1400	20000	210	8,27	2,55	1,71
FlexIT 5000-24*	38	1.1/2"	24	49,2	1,937	53,4	2,102	350	5000	1400	20000	250	9,84	3,26	2,19
FlexIT 5000-32*	51	2"	32	67,7	2,665	71,5	2,816	350	5000	1400	20000	600	23,62	6,90	4,64
FlexIT 5000-40	63	2.1/2"	40	81,8	3,220	86,0	3,386	350	5000	1400	20000	800	31,50	8,00	5,38

\* II series

EN 856 R13 - SAE 100 R13 ←

### COMPATIBILITY CHART BETWEEN THIS HOSE AND INTERTRACO APPROVED FITTINGS

FlexIT 5000	-04	-06	-08	-10	-12	-16	-20	-24	-32	-40	
<b>1 Piece</b> 				No-skive: <b>J</b> series						No-skive: <b>H</b> series	
								Ext-skive: <b>X</b> series			
<b>2 Piece</b> 				No-skive: <b>B</b> insert + <b>S312T</b> ferrule							
				Ext-skive: <b>B</b> insert + <b>S0420</b> ferrule							
<b>Interlock</b> 				Interlock: <b>I</b> insert + <b>S004I</b> ferrule					Interlock: <b>I</b> insert + <b>S006I</b> ferrule		

# FlexIT 6000

FOUR OR SIX WIRE SPIRAL HOSE

SAE 100 R15 - ISO 18752-CC ISOBARIC LINE AT WP 420 BAR 6000 PS



### Construction

- 1 - Synthetic rubber tube;
- 2 - Four high tensile steel wire spirals from size 06 to 16 and six high tensile steel wire spirals from size 20 to 32;
- 3 - Synthetic rubber cover Abrasion resistant Type, MSHA flame retardant approved;

### Application

High pressure hydraulic system with extreme high pressure peaks for use with hydraulic oils, both mineral and biological, polyglycol base oils, water-oil emulsions and water;

### Temperature range

Hydraulic oils: -40°C to +121°C (-40°F to +250°F)  
occasional peaks up to +125°C (+257°F).

HOSE TYPE	Ø HOSE			REINFORCEMENT DIAMETER		OUTSIDE DIAMETER		WORKING PRESSURE		BURST PRESSURE		BEND RADIUS		WEIGHT	
	DN	INCH	SIZE	[mm]	[in]	[mm]	[in]	[bar]	[psi]	[bar]	[psi]	[mm]	[in]	[kg/m]	[lb/ft]
FlexIT 6000-06	10	3/8"	06	17,7	0,697	20,2	0,795	420	6000	1680	24000	65	2,56	0,69	0,46
FlexIT 6000-08	12	1/2"	08	20,6	0,811	22,9	0,901	420	6000	1680	24000	90	3,54	0,79	0,53
FlexIT 6000-10	16	5/8"	10	24,2	0,953	26,5	1,043	420	6000	1680	24000	100	3,94	1,05	0,70
FlexIT 6000-12 <sup>o</sup>	19	3/4"	12	28,2	1,110	30,7	1,209	420	6000	1680	24000	120	4,72	1,46	0,98
FlexIT 6000-16 <sup>o</sup>	25	1"	16	35,4	1,394	37,5	1,476	420	6000	1680	24000	150	5,90	1,94	1,30
FlexIT 6000-20*	31	1.1/4"	20	46,8	1,843	50,1	1,972	420	6000	1680	24000	420	16,54	2,96	1,99
FlexIT 6000-24*	38	1.1/2"	24	53,4	2,102	57,3	2,256	420	6000	1680	24000	510	20,08	5,10	3,43
FlexIT 6000-32*	51	2"	32	67,7	2,665	71,5	2,815	420	6000	1680	24000	600	23,62	6,90	4,64

FlexIT 6000P: version with UHMPE antiabrasion cover

\* II series

<sup>o</sup> III series


### COMPATIBILITY CHART BETWEEN THIS HOSE AND INTERTRACO APPROVED FITTINGS

FlexIT 6000	-04	-06	-08	-10	-12	-16	-20	-24	-32
<b>1 Piece</b> 	No-skive: <b>J</b> series						No-skive: <b>H</b> series		No-skive: <b>HLZ</b> series
	Ext-skive: <b>X</b> series								
<b>2 Piece</b> 	No-skive: <b>B</b> insert + <b>S312T</b> ferrule								
	Ext-skive: <b>B</b> insert + <b>S0420</b> ferrule								
<b>Interlock</b> 					Interlock: <b>I</b> insert + <b>S004I</b> ferrule		Interlock: <b>I</b> insert + <b>S006I</b> ferrule		

# 4ST

EXCEEDS: EN 856 4SP - SAE 100 R12, SIZES -10 -12 -16  
EXCEEDS: EN 856 4SH, SIZES -20 -24 -32

## FOUR WIRE SPIRAL THIN COVER HOSE



### Construction

- 1 - Synthetic rubber tube
- 2 - Four high tensile steel wire spirals
- 3 - Synthetic rubber cover Abrasion resistant Type, MSHA flame retardant approved

### Application

High pressure hydraulic system for use with hydraulic oils, both mineral and biological, polyglycol base oils, water-oil emulsions and water

### Temperature range

Hydraulic oils: -40°C to +121°C (-40°F to +250°F)  
occasional peaks up to +125°C (+257°F).

HOSE TYPE	Ø HOSE			REINFORCEMENT DIAMETER		OUTSIDE DIAMETER		WORKING PRESSURE		BURST PRESSURE		BEND RADIUS		WEIGHT	
	DN	INCH	SIZE	[mm]	[in]	[mm]	[in]	[bar]	[psi]	[bar]	[psi]	[mm]	[in]	[kg/m]	[lb/ft]
IT 4ST-10	16	5/8"	10	24,4	0,961	26,4	1,039	350	5000	1400	20000	100	3,94	1,00	0,67
IT 4ST-12	19	3/4"	12	27,0	1,063	29,0	1,142	350	5000	1400	20000	120	4,72	1,09	0,73
IT 4ST-16	25	1"	16	34,6	1,362	36,6	1,441	350	5000	1400	20000	150	5,90	1,95	1,31
IT 4ST-20	31	1.1/4"	20	41,9	1,650	45,0	1,772	350	5000	1400	20000	210	8,27	2,49	1,67
IT 4ST-24	38	1.1/2"	24	48,8	1,921	52,0	2,047	300	4350	1200	17400	250	9,84	3,03	2,04
IT 4ST-32	51	2"	32	63,2	2,488	66,5	2,618	250	3600	1000	14400	315	12,40	4,43	2,98

### COMPATIBILITY CHART BETWEEN THIS HOSE AND INTERTRACO APPROVED FITTINGS

INTERTRACO 4ST	-04	-06	-08	-10	-12	-16	-20	-24	-32
<b>1 Piece</b> 				No-skive: <b>J</b> -series					
				Ext-skive: <b>X</b> -series					
<b>2 Piece</b> 				No-skive: <b>B</b> insert + <b>S312T</b> ferrule					
				Ext-skive: <b>B</b> insert + <b>S0420</b> ferrule					
<b>Interlock</b> 						Interlock: <b>I</b> insert + <b>S004I</b> ferrule			

## EXCEEDS SAE 100 R15

## FOUR WIRE SPIRAL THIN COVER HOSE



### Construction

- 1 - Synthetic rubber tube
- 2 - Four high tensile steel wire spirals
- 3 - Synthetic rubber cover Abrasion resistant Type, MSHA flame retardant approved

### Application

High pressure hydraulic system with extreme high pressure peaks for use with hydraulic oils, both mineral and biological, polyglycol base oils, water-oil emulsions and water

### Temperature range

Hydraulic oils: -40°C to +121°C (-40°F to +250°F)  
occasional peaks up to +125°C (+257°F).

HOSE TYPE	Ø HOSE			REINFORCEMENT DIAMETER		OUTSIDE DIAMETER		WORKING PRESSURE		BURST PRESSURE		BEND RADIUS		WEIGHT	
	DN	INCH	SIZE	[mm]	[in]	[mm]	[in]	[bar]	[psi]	[bar]	[psi]	[mm]	[in]	[kg/m]	[lb/ft]
IT 4ST+ 06	10	3/8"	06	17,2	0,677	19,9	0,783	450	6500	1800	26000	80	3,15	0,63	0,42
IT 4ST+ 08	12	1/2"	08	20,0	0,787	22,2	0,874	420	6000	1680	24000	90	3,54	0,74	0,50
IT 4ST+ 10	16	5/8"	10	24,4	0,961	26,4	1,039	420	6000	1680	24000	120	4,72	1,00	0,67
IT 4ST+ 12	19	3/4"	12	28,2	1,110	30,1	1,185	420	6000	1680	24000	150	5,90	1,47	0,99
IT 4ST+ 16	25	1"	16	34,6	1,362	36,6	1,441	420	6000	1680	24000	200	7,87	1,95	1,31
IT 4ST+ 20	31	1.1/4"	20	41,9	1,650	45,0	1,772	420	6000	1680	24000	250	9,84	2,49	1,67

### COMPATIBILITY CHART BETWEEN THIS HOSE AND INTERTRACO APPROVED FITTINGS

INTERTRACO 4ST+	-04	-06	-08	-10	-12	-16	-20	-24	-32
<b>1 Piece</b> 		No-skive: <b>J</b> -series							
					Ext-skive: <b>X</b> -series				
<b>2 Piece</b> 		No-skive: <b>B</b> insert + <b>S312T</b> ferrule							
		Ext-skive: <b>B</b> insert + <b>S0420</b> ferrule							
<b>Interlock</b> 					Interlock: <b>I</b> insert + <b>S004I</b> ferrule				

## EXCEEDS SAE 100 R15

## SIX WIRE SPIRAL THIN COVER HOSE



### Construction

- 1 - Synthetic rubber tube
- 2 - Six high tensile steel wire spirals
- 3 - Synthetic rubber cover Abrasion resistant Type, MSHA flame retardant approved

### Application

High pressure hydraulic system with extreme high pressure peaks for use with hydraulic oils, both mineral and biological, polyglycol base oils, water-oil emulsions and water

### Temperature range

Hydraulic oils: -40°C to +121°C (-40°F to +250°F)  
occasional peaks up to +125°C (+257°F).

HOSE TYPE	Ø HOSE			REINFORCEMENT DIAMETER		OUTSIDE DIAMETER		WORKING PRESSURE		BURST PRESSURE		BEND RADIUS		WEIGHT	
	DN	INCH	SIZE	[mm]	[in]	[mm]	[in]	[bar]	[psi]	[bar]	[psi]	[mm]	[in]	[kg/m]	[lb/ft]
IT 6ST-20	31	1.1/4"	20	44,4	1,748	47,4	1,866	450	6500	1800	26000	260	10,24	3,68	2,47
IT 6ST-24	38	1.1/2"	24	52,5	2,067	55,5	2,185	420	6000	1680	24000	315	12,40	4,40	2,96
IT 6ST-32	51	2"	32	66,9	2,634	71,5	2,815	420	6000	1680	24000	395	15,55	7,44	5,00


### COMPATIBILITY CHART BETWEEN THIS HOSE AND INTERTRACO APPROVED FITTINGS

INTERTRACO 6ST	-04	-06	-08	-10	-12	-16	-20	-24	-32
<b>1 Piece</b> 							No-skive: <b>H</b> series		No-skive: <b>HLZ</b> series
							Ext-skive: <b>X</b> series		
<b>Interlock</b> 							Interlock: <b>I</b> insert + <b>S006I</b> ferrule		

# FlexIT JW1K

ONE WIRE BRAID HOSE

## JET WASH HOSE



### Construction

- 1 - Synthetic rubber tube;
- 2 - One high tensile steel wire braid;
- 3 - Synthetic rubber cover (black or blue)\*;

### Application

Medium pressure cleaning application with hot water;

### Temperature range

-40°C to +150°C (-40°F to +300°F).

HOSE TYPE	Ø HOSE			REINFORCEMENT DIAMETER		OUTSIDE DIAMETER		WORKING PRESSURE		BURST PRESSURE		BEND RADIUS		WEIGHT	
	DN	INCH	SIZE	[mm]	[in]	[mm]	[in]	[bar]	[psi]	[bar]	[psi]	[mm]	[in]	[kg/m]	[lb/ft]
JW1KN-04	6	1/4"	04	9,9	0,390	11,8	0,464	250	3600	1000	14500	75	2,95	0,18	0,12
JW1KB-04															
JW1KN-05	8	5/16"	05	11,7	0,461	13,7	0,539	250	3600	1000	14500	85	3,35	0,22	0,15
JW1KB-05															
JW1KN-06	10	3/8"	06	13,6	0,535	16,5	0,650	250	3600	950	13800	90	3,54	0,26	0,17
JW1KB-06															
JW1KN-08	12	1/2"	08	17,0	0,669	19,6	0,771	250	3600	840	12200	130	5,12	0,35	0,23
JW1KB-08															

N= BLACK color cover

B= BLUE color cover

\*Standard cover is wrapped, smooth cover on request;


### COMPATIBILITY CHART BETWEEN THIS HOSE AND INTERTRACO APPROVED FITTINGS

FlexIT JW1K	-04	-05	-06	-08	-10	-12	-16	-20	-24
<b>1 Piece</b> 	No-skive: <b>K</b> series								
<b>2 Piece</b> 	No-skive: <b>B</b> insert + <b>SCX0T</b> ferrule								

# FlexIT JW2K

TWO WIRE BRAID HOSE

## JET WASH HOSE



### Construction

- 1 - Synthetic rubber tube;
- 2 - Two high tensile steel wire braid;
- 3 - Synthetic rubber cover (black or blue)\*;

### Application

Medium pressure cleaning application with hot water;

### Temperature range

-40°C to +150°C (-40°F to +300°F).



HOSE TYPE	Ø HOSE			REINFORCEMENT DIAMETER		OUTSIDE DIAMETER		WORKING PRESSURE		BURST PRESSURE		BEND RADIUS		WEIGHT	
	DN	INCH	SIZE	[mm]	[in]	[mm]	[in]	[bar]	[psi]	[bar]	[psi]	[mm]	[in]	[kg/m]	[lb/ft]
JW2KN-04	6	1/4"	04	11,3	0,445	13,2	0,520	400	5800	1600	23200	75	2,95	0,25	0,17
JW2KB-04															
JW2KN-05	8	5/16"	05	12,7	0,500	14,9	0,587	400	5800	1400	20300	85	3,35	0,30	0,20
JW2KB-05															
JW2KN-06	10	3/8"	06	14,7	0,579	17,1	0,673	400	5800	1320	19100	90	3,54	0,37	0,25
JW2KB-06															
JW2KN-08	12	1/2"	08	18,0	0,709	20,2	0,795	400	5800	1100	16000	130	5,12	0,46	0,31
JW2KB-08															

N= BLACK color cover

B= BLUE color cover

\*Standard cover is wrapped, smooth cover on request;

### COMPATIBILITY CHART BETWEEN THIS HOSE AND INTERTRACO APPROVED FITTINGS


FlexIT JW2K	-04	-05	-06	-08	-10	-12	-16	-20	-24
<b>1 Piece</b> 	No-skive: <b>K</b> series								
<b>2 Piece</b> 	No-skive: <b>B</b> insert + <b>SN03T</b> ferrule								



# FlexIT WB

FOUR OR SIX WIRE SPIRAL HOSE

## WATERBLAST HOSE



### Construction

- 1 - Synthetic rubber tube;
- 2 - Four high tensile steel wire spirals for all sizes except for six high tensile steel wire spiral for WB3-08 and WB3-12 hoses;
- 3 - Synthetic rubber cover;

### Application

Very high constant pressure hose for water and water emulsions scaling systems.

### Temperature range

-40°C to +80°C (-40°F to +176°F).

HOSE TYPE	Ø HOSE			REINFORCEMENT DIAMETER		OUTSIDE DIAMETER		WORKING PRESSURE		BURST PRESSURE		BEND RADIUS		WEIGHT	
	DN	INCH	SIZE	[mm]	[in]	[mm]	[in]	[bar]	[psi]	[bar]	[psi]	[mm]	[in]	[kg/m]	[lb/ft]
WB1-04	6	1/4"	04	14,7	0,579	17,9	0,705	800	11500	2000	28750	125	4,92	0,61	0,41
WB1-06	10	3/8"	06	17,5	0,689	21,2	0,835	800	11500	2000	28750	155	6,10	0,78	0,52
WB1-08	12	1/2"	08	20,2	0,795	24,4	0,961	800	11500	2000	28750	200	7,87	0,91	0,61
WB1-12	19	3/4"	12	28,2	1,110	32,0	1,260	700	10000	1750	25000	250	9,84	1,54	1,03
WB1-16	25	1"	16	35,1	1,382	38,4	1,512	700	10000	1750	25000	300	11,81	2,13	1,43
WB2-06	10	3/8"	06	18,1	0,713	20,8	0,819	1250	18000	3125	45000	230	9,06	0,90	0,60
WB2-08	12	1/2"	08	22,2	0,874	24,6	0,969	1100	16000	2750	40000	230	9,06	1,24	0,83
WB2-12	19	3/4"	12	29,0	1,142	32,0	1,260	1000	14500	2500	36250	250	9,84	1,87	1,26
WB3-06	10	3/8"	06	19,2	0,756	22,2	0,874	1400	20000	3500	50000	150	5,91	0,71	0,48
WB3-08	12	1/2"	08	25,9	1,020	29,0	1,142	1450	21000	3625	52500	250	9,84	1,87	1,25
WB3-12	19	3/4"	12	32,4	1,276	34,0	1,339	1350	19500	3375	48750	300	11,81	2,14	1,44

### COMPATIBILITY CHART BETWEEN THIS HOSE AND INTERTRACO APPROVED FITTINGS

FlexIT WB		-04	-06	-08	-12	-16
<b>Waterblast</b> 	<b>WB1</b>	Waterblast: <b>W</b> insert + <b>SW4</b> ferrule				
	<b>WB2</b>		Waterblast: <b>W</b> insert + <b>SW4</b> ferrule			
	<b>WB3</b>		Waterblast: <b>W</b> insert + <b>SW6</b> ferrule			

# Precautions

## 1. Protection against damage and other troubles

Avoid using the hose assembly beyond the scope of its specifications. It may cause serious problems such as an early burst or leakage. For safe application, note the following instructions:

- **Do not touch the hose and the coupling under pressure.**

*Should a hose or a coupling break, it may cause severe injuries, such as burn or destruction of your organs. Apply plastic cover for protection, unless the contact with them can be avoidable.*

- **Use a hose under the maximum working pressure.**

*The use over the maximum working pressure may lead to burst of a hose or a coupling come-off. Follow the maximum working pressure guided in its specification.*

- **Do not hurt the hose.**

*To protect hose assemblies from excessive wear caused by sharp objects or abrasive materials, use open wound or flat armor spring guards.*

- **Avoid using a hose with a twist or a pull.**

*Should the twisted or pulled hose be applied with a pressure, the hose, particularly the hose end, may possibly suffer a break. If it is unavoidable, be sure to use a swivel joint.*

- **Avoid using a hose with a sharp bend.**

*The use of a hose with a sharp bend may cause an early break or other unexpected troubles. Utilize proper adapters or spring guards to avoid excessive bending.*

- **Do not be electrified.**

*Electrifying a hose may lead to a break of the hose or an electric shock.*

- **Tighten the recommended torque.**

*When a hose is connected to machine, be sure to apply the recommended torque.*

- **Apply the appropriate fluid.**

*The use of the inappropriate fluid will deteriorate the inner tube or the reinforcement, which will lead to burst of a hose or a coupling come-off.*

- **Keep the minimum bending radius.**

*When the hose is bent smaller than the minimum bending radius, it may cause early burst.*

- **Do not put the external force such as excessive impulse.**

*Under the excessive external force, the service will decline.*

- **Keep the temperature range.**

*The use of a hose over the temperature range will lead to burst or problems around the coupling, such as leakage, or come-off.*

- **Do not put the excessive negative pressure.**

*Under the excessive negative pressure, the inner tube will scrape, which will lead to leakage.*

- **Do not put into the water or any other liquid.**

*In water, the hose undergoes external pressure, which will reduce the service life of a hose.*

- **Remove the air inside.**

*The air left inside may cause the scrape of inner tube, which will lead to leakage.*

- **Keep the minimum exposed hose length.**

*To acquire the service life of the hose, keep at least the minimum exposed hose length.*

- **Do not fix or remodel a hose.**

*The fixed or remodeled hose does not show the service life of the specification.*

## 2. Fluid compatibility

- For use with water based fluid maximum temperature is +70°C (+158°F);

- For the use with any other fluid (biodegradable hydraulic fluids, oil-based hydraulic fluids with special additives and medium different from oil-based fluids) please ask us the compatibility.

→ → →

# Precautions

## 3. Maintenance inspection

At the inception, be sure that none of the following can be found.

- *Damage of a hose*
- *Swelling of a hose*
- *Exposure of a Reinforcement*
- *Transformation (ex. sharp bending)*

## 4. Storage

- *Avoid direct rays of the sun, noxious gasses, oils and chemicals.*
- *Store in dry place at temperature range of -10°C to +40°C*

# Selecting hose size by flow capacity

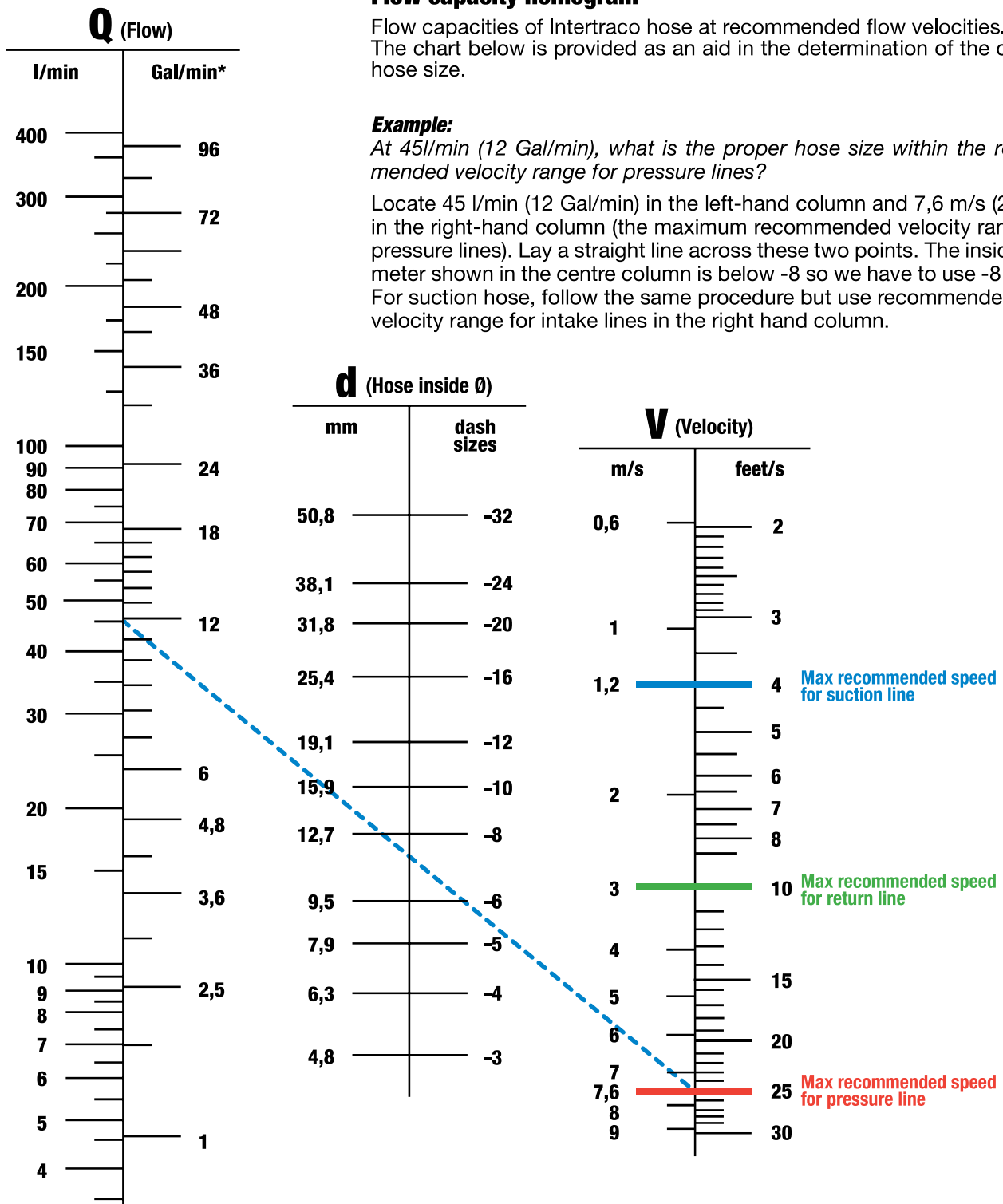
## Flow capacity nomogram

Flow capacities of Intertraco hose at recommended flow velocities. The chart below is provided as an aid in the determination of the correct hose size.

### Example:

At 45 l/min (12 Gal/min), what is the proper hose size within the recommended velocity range for pressure lines?

Locate 45 l/min (12 Gal/min) in the left-hand column and 7,6 m/s (25 ft/s) in the right-hand column (the maximum recommended velocity range for pressure lines). Lay a straight line across these two points. The inside diameter shown in the centre column is below -8 so we have to use -8 (1/2"). For suction hose, follow the same procedure but use recommended velocity range for intake lines in the right hand column.



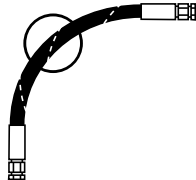
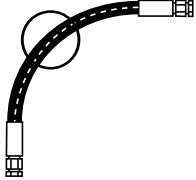
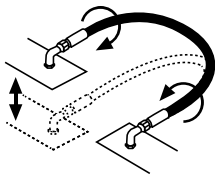
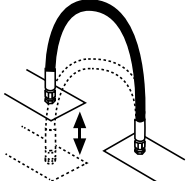
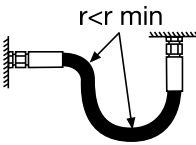
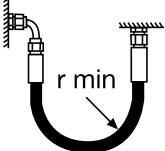
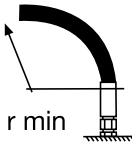
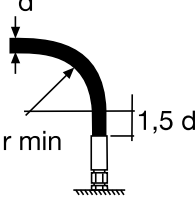

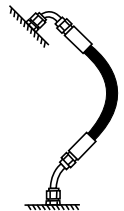
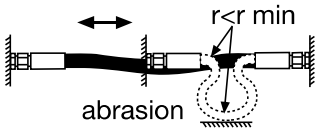
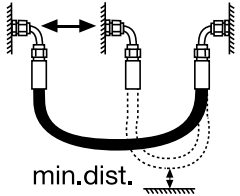
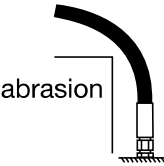
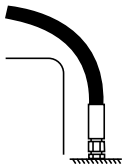
\* Gallons are US gallons - Conversion rate: Gal/min x 3,785=l/min - feet/s x 0,3048=m/s

Recommended velocities are according to hydraulic fluids of maximum viscosity 315 S.S.U. at 38°C (100°F) working at room temperatures within 18°C (65°F) and 68°C (155°F).

# Correct hose assembly installation

## NO - Wrong use

## YES - Correct use

	<p><b>Avoid twisting the assembly.</b> Where moving parts can cause twisting take care to avoid this by correct installation.</p>	
		
	<p><b>Use proper fittings to avoid tight bend radius.</b> Do not begin to bend closer than 1,5 time "d" to the ferrule.</p>	
		
		
		
	<p><b>Avoid contact with objects that can cause abrasion or damage.</b> <b>On moving applications, pay particular attention when specifying hose length to avoid tensile stress or abrasion.</b></p>	

For detailed informations about the recommendeds practices for Hydraulic Hose Assemblies, please refer to SAEJ1273 standard.





## Intertraco (Italia) S.p.A

---

Via Amaldi 1/A  
I-46029 Suzzara  
Mantova | Italy

---

T. +39 0376 539711  
F. +39 0376 521722  
info@intertraco.it

---

[www.intertraco.it](http://www.intertraco.it)

